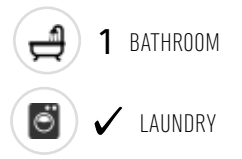


# Rōwhai

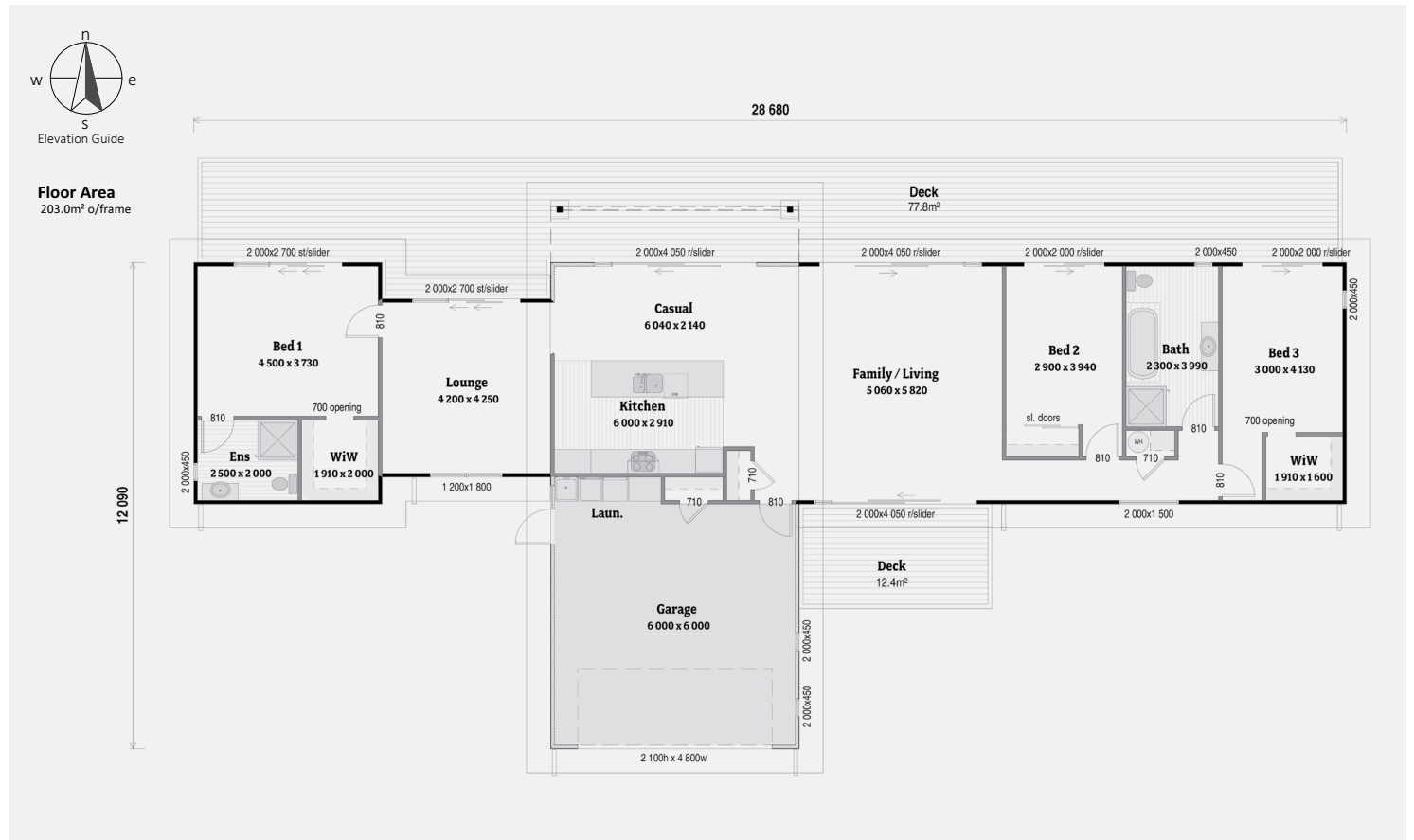
## 3 Bdrm / 203m<sup>2</sup>

This wonderful home lends itself to family. Children have their own family/living area, while adults retreat to the lounge. A massive deck connects the two functional rooms, allowing for alfresco dining. Stone columns anchor the powerful roofline.



### KEY FEATURES OF THIS HOME

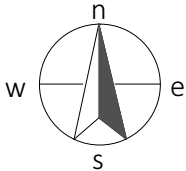
- Axon Panel and weatherboard cladding
- Designa Schist columns
- Open plan living
- Double garage



Always check the LBP Register to ensure your building practitioner is licensed.

Certified Plans are brought to you by Certified Builders - New Zealand's Most Qualified Builders.

[www.certifiedplans.co.nz](http://www.certifiedplans.co.nz)



Elevation Guide

**Floor Area**  
203.0m<sup>2</sup> c/frame

28 680

